

# Prime Appointments Limited

## Gender Pay Gap Data

We are an employer required by law to carry out Gender Pay Reporting under the Equality Act 2010 (Gender Pay Gap Information) Regulations 2017.

This involves carrying out six calculations that show the difference between the average earnings of men and women in our organisation; it will not involve publishing individual employees data.

We are required to publish the results on our own website and the Government website to comply with the legislation.

### We can use these results to assess:

- The levels of gender equality in our workplace
- The balance of male and female employees at different levels
- How effectively talent is being maximised and rewarded

The challenge in our organisation and across Great Britain is to eliminate any gender pay gap.

Gender Pay Reporting requires our organisation to make calculations based on employee gender. We do this by using our existing HR and payroll records. All employees can confirm and update their records if required, by contacting Robyn Holmes on 01376 502999.



The data in the below table represents mean and median average hourly rates of pay for men and women for Prime Appointments Ltd which combines our head office staff and our temporary workforce.

Pay rates for our temporary workforce are outside of our control and therefore, Prime Appointments Gender Pay Gap values are restricted to data influenced by other businesses for these workers.



#### Prime Appointments








Family-owned & Family-run  
Since 1992

 [enquiries@prime-appointments.co.uk](mailto:enquiries@prime-appointments.co.uk)  
 [www.prime-appointments.co.uk](http://www.prime-appointments.co.uk)

Prime Appointments  
Austin House  
Newland street  
Witham  
Essex  
CM8 2BA  
**01376 502999**

Prime Appointments  
St Andrews Castle  
33 St Andrew's St S  
Bury St Edmunds  
Suffolk  
IP33 3PH  
**01284 413456**

#### 7 Specialist Divisions:

-  Accountancy & Finance
-  Commercial & Office
-  Food & Beverage
-  Health & Social Care
-  Industrial
-  IT & Digital
-  Technical & Engineering




Reporting year 2022/23

# Gender Pay Gap Data

## Hourly Pay Gap

Women earn £1.02 for every £1 that men earn, when comparing median hourly pay. Their median hourly pay is 2.3% higher than men's.



When comparing mean (average) hourly pay, women's mean hourly pay is 2.2% lower than men's.

## Bonus Pay Gap

Women earn £1.09 for every £1 that men earn when comparing median bonus pay. Their median bonus pay is 9% higher than men's.



When comparing mean (average) bonus pay, women's mean bonus pay is 16.4% higher than men's.

## Who received bonus pay



## Percentage of men & women in each pay quarter.

Women occupy 31.1% of the highest paid jobs and 28% of the lowest paid jobs.

### Upper hourly pay quartile (Highest paid)



### Upper middle quartile



### Lower middle quartile



### Lower quartile (Lowest paid)

